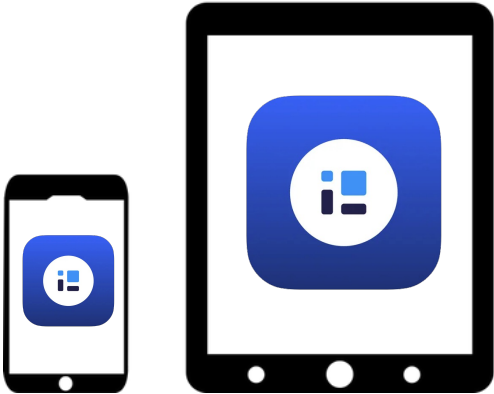



GOAL: Access SPACES EDU



OR



Preferred

Optional



GOAL: Capturing your evidence to SPACES

1. Log into your Spaces  Account

EMAIL: jstudent1234@langleyschools.ca

(first initial + last name + last 4 digits of student # @langleyschools.ca)

PASSWORD: school password

2. Log into Langley Schools...



Sign in

[Can't access your account?](#)

Next



← @langleyschools.ca

Enter password

Password

[Forgot my password](#)

Sign in

STORREIT



GOAL: Documenting your evidence

Step 1 of 2

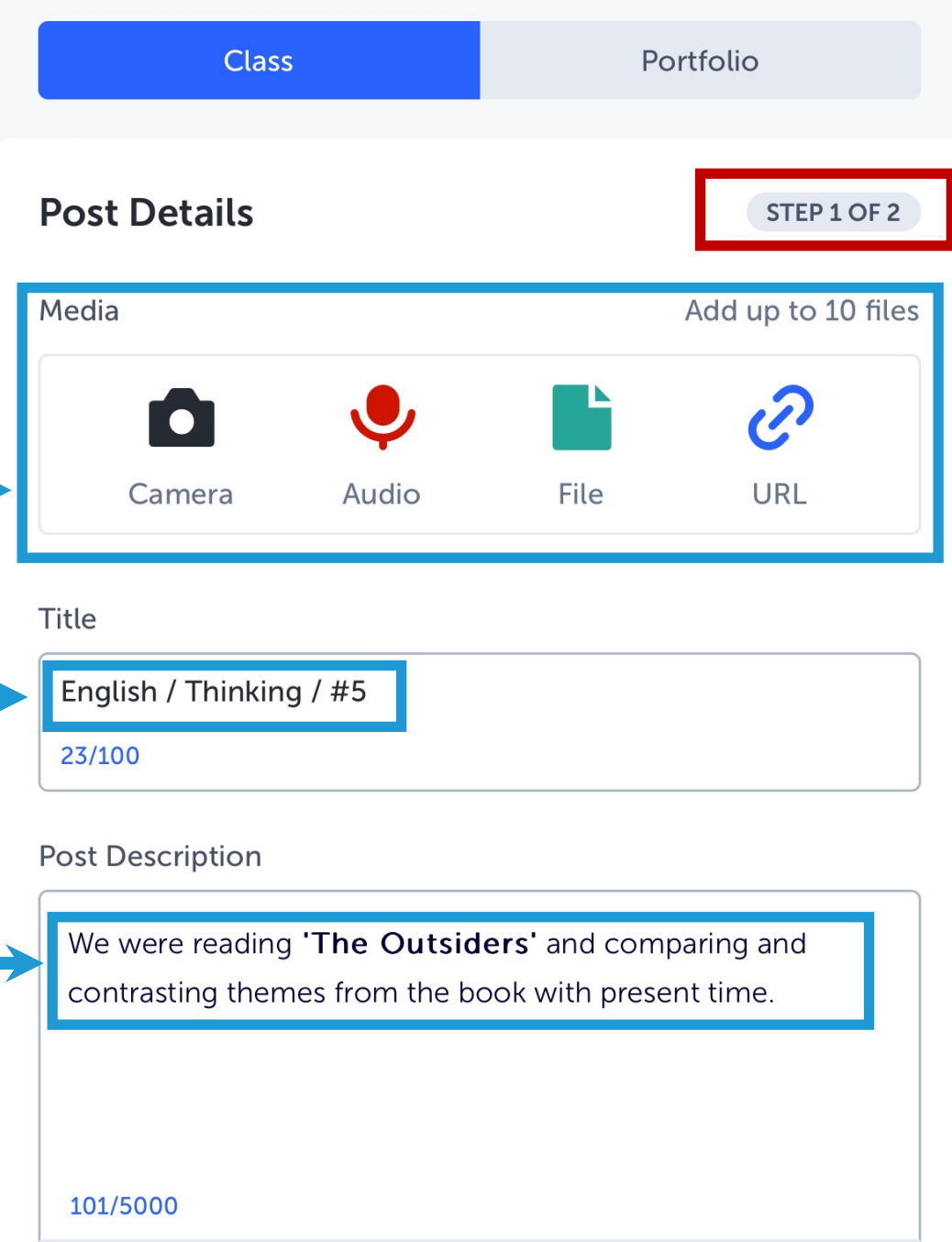
Start by Creating  a Post

Make sure you have captured your evidence

Subject / Core Competency / 'I can statement #

A brief description of the learning task.

- TIP: Consider using the voice to text option.



Class Portfolio

Post Details STEP 1 OF 2

Media Add up to 10 files

Camera Audio File URL

Title English / Thinking / #5
23/100

Post Description We were reading 'The Outsiders' and comparing and contrasting themes from the book with present time.
101/5000

ADVANCE IT



GOAL: Documenting your evidence Step 2 of 2

Post Selections

STEP 2 OF 2

Post to *

Class

SD35 Demo Class

Space

Select a Space



1. CLICK



Select a Space



3. READY TO POST



Search Space...



Crunch It- Core Competency Reflections

1:1



Grab It - Core Competency Reflections

1:1

2. Select 'Grab-it'

GOAL: Reflect on how it went

ELA/ Thinking/ 3

I can this represents my thinking in English languages

2. How did it go?

Got it done!

Good

Meh

BD Reflect...

BD Reflect...

REACT TO IT



Overview of 'GRAB IT'



'Grab it' in action...